



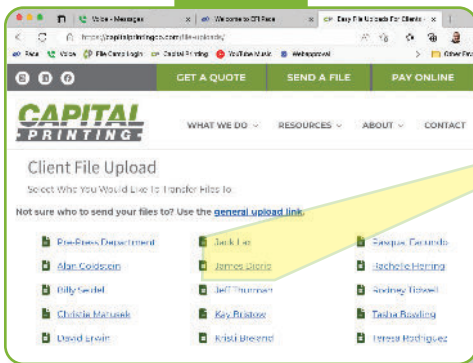
# FILE UPLOAD



GO TO WEBSITE: [capitalprintingco.com](http://capitalprintingco.com)

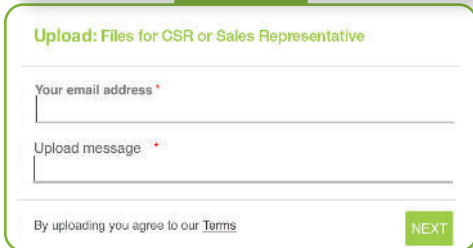


Click on **SEND A FILE** - top menu bar

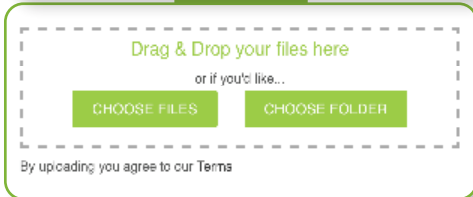


Choose your PC or Sales Representative  
The production coordinator assigned to your account will be notified when your files are uploaded into our site

**Helpful Hint** ➡ Please make sure that your sales representative is aware of your order



Enter your email address and a short message



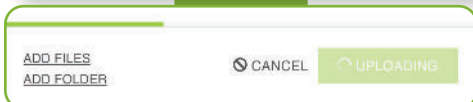
Choose your preferred method to upload  
Native application files must include all fonts and links

**Helpful Hint** ➡ Compress your files  
Multiple files need to be compressed (.zip file)



Click on the **Upload** button  
File will upload into our site

**Helpful Hint** ➡ Name your file appropriately  
Files must be easily identifiable



Do not close this window until the transfer is complete